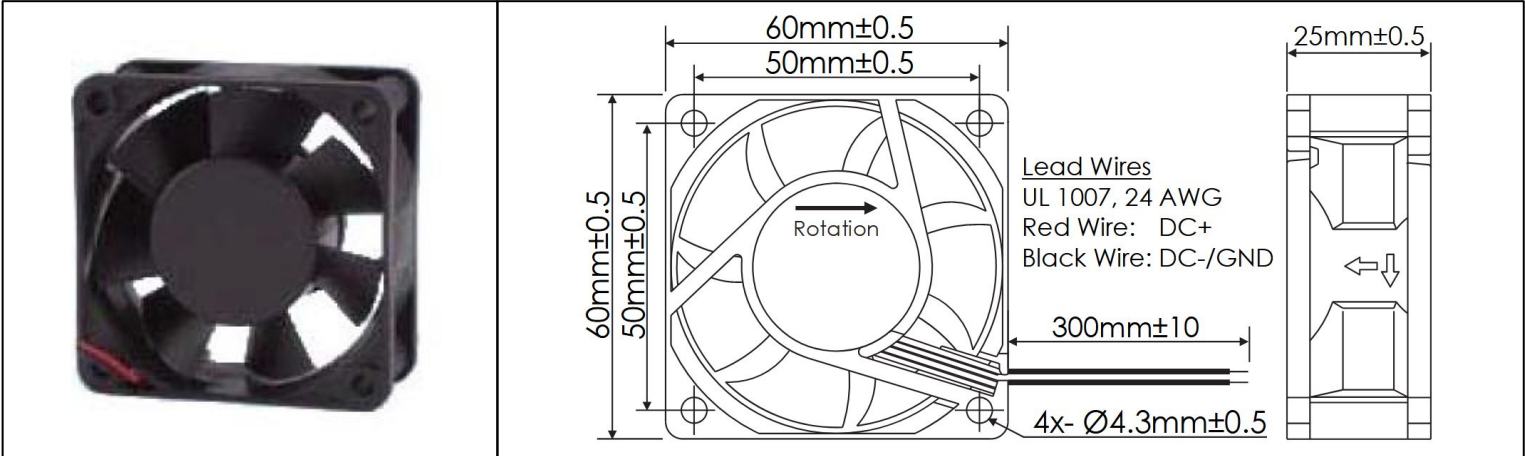


# OD6025 XE Series



DC Fans - 12, 24, 48V  
60mm x 25mm (2.4" x 1.0")



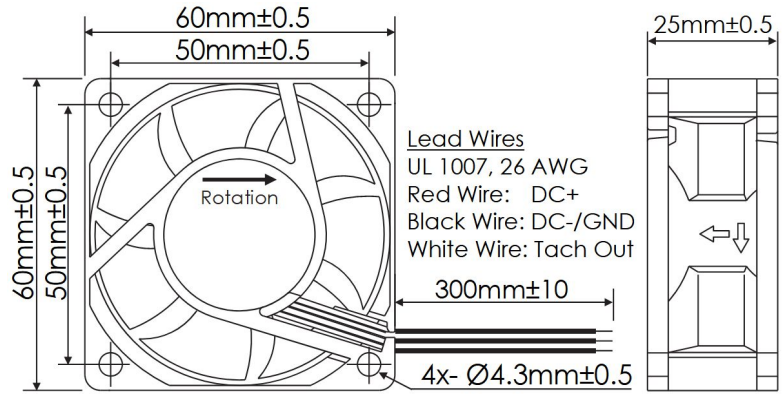
Frame	PBT, UL94 V-0 Plastic	<b>Operating Temperature</b> -20°C ~ +65°C  <b>Storage Temperature</b> -20°C ~ +75°C  <b>Life Expectancy</b> 70,000 Hours (L10 at 40°C)  <b>Available Options</b> Tachometer Output Alarm Output PWM Speed Control Input IP and Salt Fog Ratings  Weight: 0.14 lbs	
Impeller	PBT, UL94 V-0 Plastic		
Connection	2x Wire Leads, 24 AWG		
Motor	Brushless DC, Auto Cutoff, Auto Restart, Polarity Protected, Electronically Protected		
Bearing System	Ball Bearings		
Dielectric Strength	500VDC/min, <1mA		
Insulation Resistance	≥10MΩ @ 500 VDC		

Part Number	Rated Voltage (Volts DC)	Voltage Range (Volts DC)	Input Power (Watts)	Rated Current (Amps)	Rated Speed (RPM)	Max Airflow (CFM)	Noise Level (dBA)	Max Static Pressure ("H <sub>2</sub> O)
OD6025-12HHBXE	12	8 ~ 13.8	9.00	0.75	8175	54	65.3	0.94
OD6025-12HBXE	12	8 ~ 13.8	7.20	0.60	7515	49	63.1	0.78
OD6025-12MBXE	12	8 ~ 13.8	6.00	0.50	6750	45	56.1	0.55
OD6025-12LBXE	12	8 ~ 13.8	4.80	0.40	6050	40	53.2	0.43
OD6025-24HHBXE	24	15 ~ 26	8.40	0.35	8175	54	65.3	0.94
OD6025-24HBXE	24	15 ~ 26	7.20	0.30	7515	49	63.1	0.78
OD6025-24MBXE	24	15 ~ 26	6.00	0.25	6750	45	56.1	0.55
OD6025-24LBXE	24	15 ~ 26	4.80	0.20	6050	40	53.2	0.43
OD6025-48HHBXE	48	28 ~ 52	14.4	0.30	8175	54	65.3	0.94
OD6025-48HBXE	48	28 ~ 52	9.60	0.20	7515	49	63.1	0.78
OD6025-48MBXE	48	28 ~ 52	7.20	0.15	6750	45	56.1	0.55
OD6025-48LBXE	48	28 ~ 52	6.24	0.13	6050	40	53.2	0.43

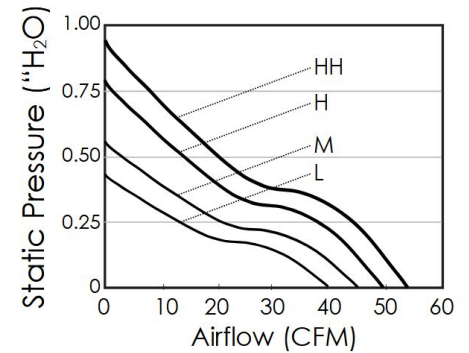
# OD6025 XE Series with Tach



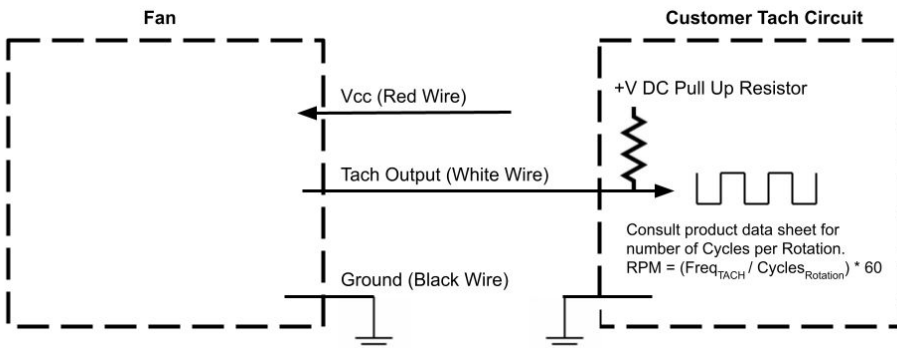
DC Fans - 12, 24, 48V  
60mm x 25mm (2.4" x 1.0")



Frame	PBT, UL94 V-0 Plastic	<b>Operating Temperature</b> -20°C ~ +65°C
Impeller	PBT, UL94 V-0 Plastic	
Connection	3x Wire Leads, 26 AWG	<b>Storage Temperature</b> -20°C ~ +75°C
Motor	Brushless DC, Auto Cutoff, Auto Restart, Polarity Protected, Electronically Protected	
Bearing System	Ball Bearings	<b>Life Expectancy</b> 70,000 Hours (L10 at 40°C)
Dielectric Strength	500VDC/min, <1mA	
Insulation Resistance	≥10MΩ @ 500 VDC	<b>Installed Options</b> Open Collector Tach Output
		Weight: 0.14 lbs



Part Number	Rated Voltage (Volts DC)	Voltage Range (Volts DC)	Input Power (Watts)	Rated Current (Amps)	Rated Speed (RPM)	Max Airflow (CFM)	Noise Level (dBA)	Max Static Pressure ("H <sub>2</sub> O)
OD6025-12HHBXE01A	12	8 ~ 13.8	9.00	0.75	8175	54	65.3	0.94
OD6025-12HBXE01A	12	8 ~ 13.8	7.20	0.60	7515	49	63.1	0.78
OD6025-12MBXE01A	12	8 ~ 13.8	6.00	0.50	6750	45	56.1	0.55
OD6025-12LBXE01A	12	8 ~ 13.8	4.80	0.40	6050	40	53.2	0.43
OD6025-24HHBXE01A	24	15 ~ 26	8.40	0.35	8175	54	65.3	0.94
OD6025-24HBXE01A	24	15 ~ 26	7.20	0.30	7515	49	63.1	0.78
OD6025-24MBXE01A	24	15 ~ 26	6.00	0.25	6750	45	56.1	0.55
OD6025-24LBXE01A	24	15 ~ 26	4.80	0.20	6050	40	53.2	0.43
OD6025-48HHBXE01A	48	28 ~ 52	14.4	0.30	8175	54	65.3	0.94
OD6025-48HBXE01A	48	28 ~ 52	9.60	0.20	7515	49	63.1	0.78
OD6025-48MBXE01A	48	28 ~ 52	7.20	0.15	6750	45	56.1	0.55
OD6025-48LBXE01A	48	28 ~ 52	6.24	0.13	6050	40	53.2	0.43

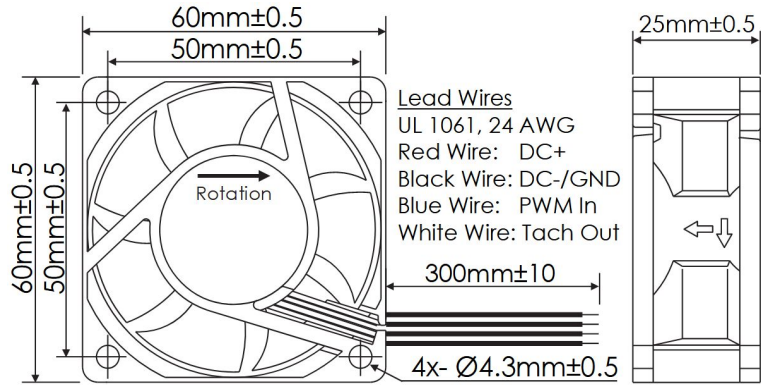


Tach Max Pullup Voltage: Fan Vcc  
Tach Max Sink Current: 5mA  
Tach Cycles per Rotation: 2

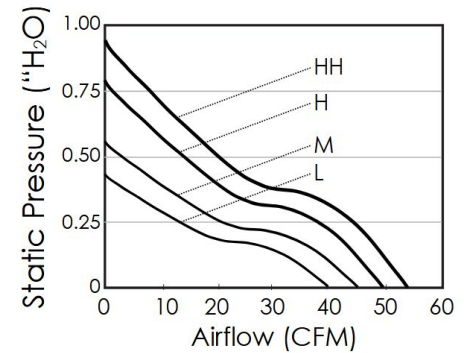
# OD6025 XE Series with PWM and Tach



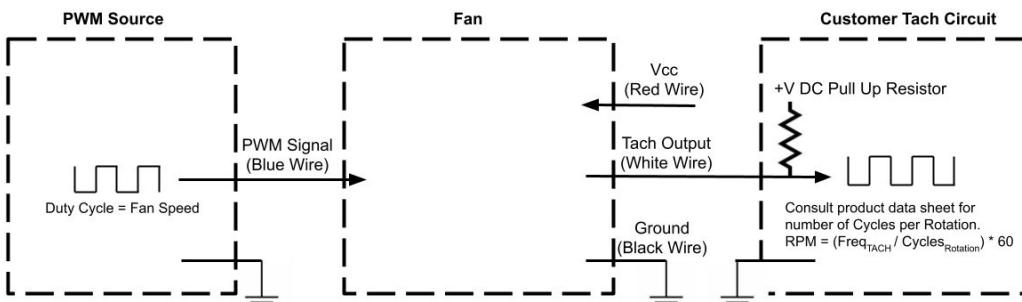
DC Fans - 12, 24, 48V  
60mm x 25mm (2.4" x 1.0")



Frame	PBT, UL94 V-0 Plastic	<b>Operating Temperature</b> -20°C ~ +65°C
Impeller	PBT, UL94 V-0 Plastic	
Connection	4x Wire Leads, 24 AWG	<b>Storage Temperature</b> -20°C ~ +75°C
Motor	Brushless DC, Auto Cutoff, Auto Restart, Polarity Protected, Electronically Protected	
Bearing System	Ball Bearings	<b>Life Expectancy</b> 70,000 Hours (L10 at 40°C)
Dielectric Strength	500VDC/min, <1mA	
Insulation Resistance	≥10MΩ @ 500 VDC	<b>Installed Options</b> PWM Speed Control Input Open Collector Tach Output
		Weight: 0.14 lbs



Part Number	Rated Voltage (Volts DC)	Voltage Range (Volts DC)	Input Power (Watts)	Rated Current (Amps)	Rated Speed (RPM)	Max Airflow (CFM)	Noise Level (dBA)	Max Static Pressure ("H <sub>2</sub> O)
OD6025-12HHBXE10A	12	8 ~ 13.8	9.00	0.75	8175	54	65.3	0.94
OD6025-12HBXE10A	12	8 ~ 13.8	7.20	0.60	7515	49	63.1	0.78
OD6025-12MBXE10A	12	8 ~ 13.8	6.00	0.50	6750	45	56.1	0.55
OD6025-12LBXE10A	12	8 ~ 13.8	4.80	0.40	6050	40	53.2	0.43
OD6025-24HHBXE10A	24	15 ~ 26	8.40	0.35	8175	54	65.3	0.94
OD6025-24HBXE10A	24	15 ~ 26	7.20	0.30	7515	49	63.1	0.78
OD6025-24MBXE10A	24	15 ~ 26	6.00	0.25	6750	45	56.1	0.55
OD6025-24LBXE10A	24	15 ~ 26	4.80	0.20	6050	40	53.2	0.43
OD6025-48HHBXE10A	48	28 ~ 52	14.4	0.30	8175	54	65.3	0.94
OD6025-48HBXE10A	48	28 ~ 52	9.60	0.20	7515	49	63.1	0.78
OD6025-48MBXE10A	48	28 ~ 52	7.20	0.15	6750	45	56.1	0.55
OD6025-48LBXE10A	48	28 ~ 52	6.24	0.13	6050	40	53.2	0.43



Tach Max Pullup Voltage: Fan Vcc  
Tach Max Sink Current: 5mA  
Tach Cycles per Rotation: 2  
PWM Max High Voltage: 5V  
PWM Max Sink Current: 5mA  
PWM Frequency Range: 1KHz-40KHz  
PWM Typical Frequency: 25KHz  
RPM at 0% Duty Cycle: 0 RPM  
RPM will be full speed if PWM input is disconnected.  
RPM will be 0 RPM if PWM input is grounded.