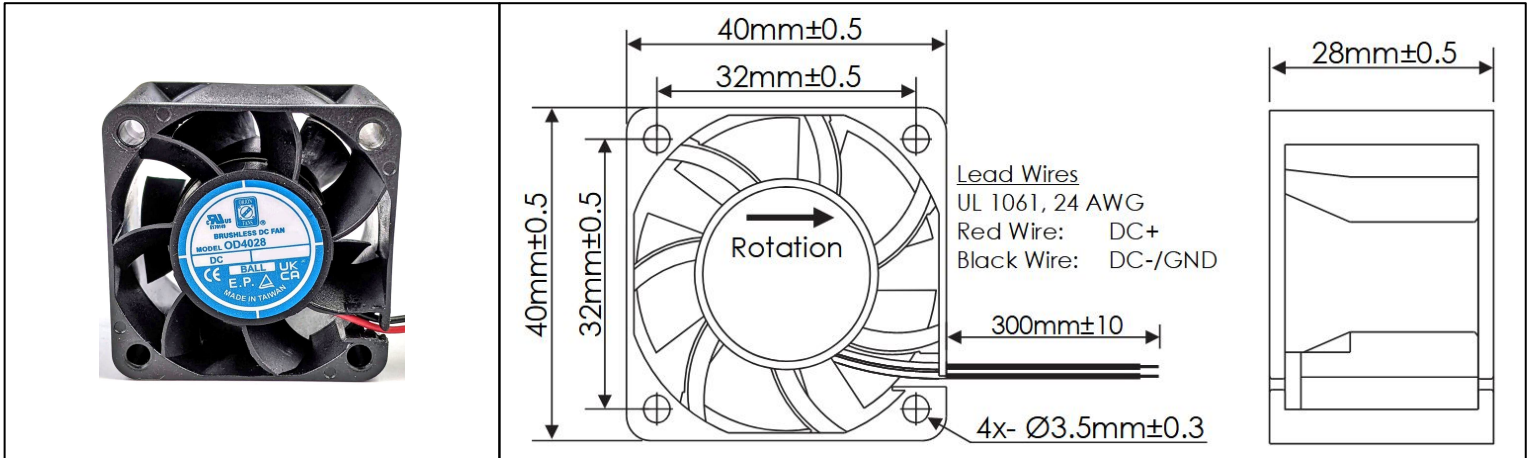


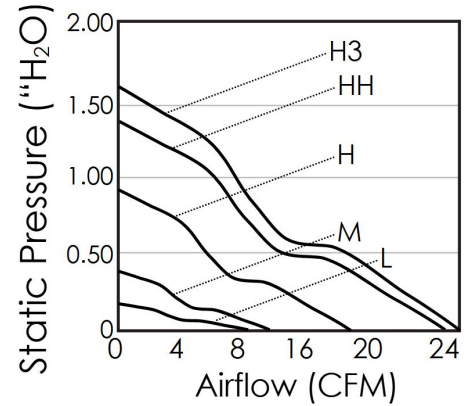
OD4028 Series



DC Fans - 12, 24, 48V
40mm x 28mm (1.58" x 1.10")



Frame & Impeller	PBT, UL94 V-0 Plastic	Operating Temperature -20°C ~ +65°C Storage Temperature -20°C ~ +75°C Life Expectancy 70,000 Hours (L10 at 40°C) Available Options Tachometer Output Alarm Output PWM Speed Control Input 5V Available IP Ratings Weight: 0.10 lbs.
Connection	2x Lead Wires, 24 AWG	
Motor	Brushless DC, Auto Cutoff, Auto Restart, Polarity Protected, Electronically Protected	
Bearing System	Ball Bearing	
Dielectric Strength	500VDC/min, <1mA	
Insulation Resistance	≥10MΩ @500V DC	

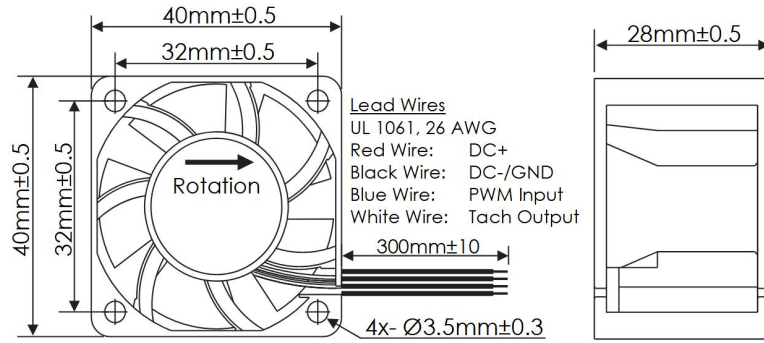


Part Number	Rated Voltage (Volts DC)	Voltage Range (Volts DC)	Input Power (Watts)(Max)	Rated Current (Amps)(Max)	Rated Speed (RPM)	Max Airflow (CFM)	Noise Level (dBA)	Max Static Pressure ("H2O)
OD4028-12H3B	12	8 ~ 13.8	9.0	0.75	14500	25.0	58.3	1.60
OD4028-12HHB	12	8 ~ 13.8	7.8	0.65	12900	24.0	54.2	1.30
OD4028-12HB	12	8 ~ 13.8	6.0	0.50	10750	19.0	51.3	0.90
OD4028-12MB	12	8 ~ 13.8	5.4	0.45	8500	12.0	37.1	0.30
OD4028-12LB	12	8 ~ 13.8	3.6	0.30	6485	9.0	29.4	0.17
OD4028-24H3B	24	14 ~ 26	9.4	0.39	14500	25.0	58.3	1.60
OD4028-24HHB	24	14 ~ 26	5.8	0.24	12900	24.0	54.2	1.30
OD4028-24HB	24	14 ~ 26	4.8	0.20	10750	19.0	51.3	0.90
OD4028-24MB	24	14 ~ 26	3.8	0.16	8500	12.0	37.1	0.30
OD4028-24LB	24	14 ~ 26	2.9	0.12	6485	9.0	29.4	0.17
OD4028-48H3B	48	34 ~ 52	9.6	0.20	14500	25.0	58.3	1.60
OD4028-48HHB	48	34 ~ 52	7.2	0.15	12900	24.0	54.2	1.30
OD4028-48HB	48	34 ~ 52	4.8	0.10	10750	19.0	51.3	0.90
OD4028-48MB	48	34 ~ 52	3.8	0.08	8500	12.0	37.1	0.30
OD4028-48LB	48	34 ~ 52	2.4	0.05	6485	9.0	29.4	0.17

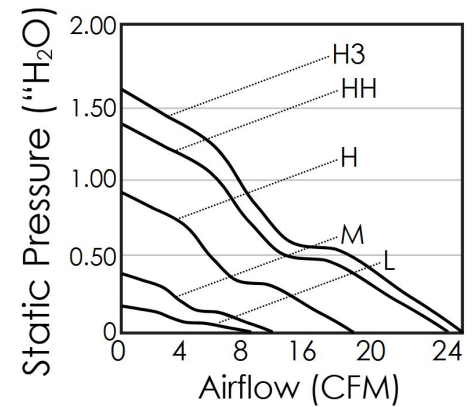
OD4028 Series with PWM and Tach



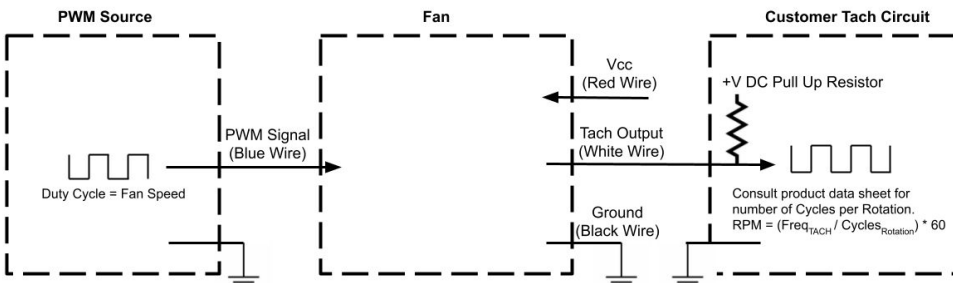
DC Fans - 12, 24, 48V
40mm x 28mm (1.58" x 1.10")



Frame & Impeller	PBT, UL94 V-0 Plastic	Operating Temperature -20°C ~ +65°C Storage Temperature -20°C ~ +75°C Life Expectancy 70,000 Hours (L10 at 40°C) Installed Options PWM Speed Control Input Open Collector Tach Output Available Options 5V TTL Tach Output Weight: 0.10 lbs.
Connection	4x Lead Wires, 26 AWG	
Motor	Brushless DC, Auto Cutoff, Auto Restart, Polarity Protected, Electronically Protected	
Bearing System	Ball Bearing	
Dielectric Strength	500VDC/min, <1mA	
Insulation Resistance	≥10MΩ @500V DC	



Part Number	Rated Voltage (Volts DC)	Voltage Range (Volts DC)	Input Power (Watts)(Max)	Rated Current (Amps)(Max)	Rated Speed (RPM)	Max Airflow (CFM)	Noise Level (dBA)	Max Static Pressure ("H ₂ O)
OD4028-12H3B10A	12	8 ~ 13.8	9.0	0.75	14500	25.0	58.3	1.60
OD4028-12HHB10A	12	8 ~ 13.8	7.8	0.65	12900	24.0	54.2	1.30
OD4028-12HB10A	12	8 ~ 13.8	6.0	0.50	10750	19.0	51.3	0.90
OD4028-12MB10A	12	8 ~ 13.8	5.4	0.45	8500	12.0	37.1	0.30
OD4028-12LB10A	12	8 ~ 13.8	3.6	0.30	6485	9.0	29.4	0.17
OD4028-24H3B10A	24	14 ~ 26	9.4	0.39	14500	25.0	58.3	1.60
OD4028-24HHB10A	24	14 ~ 26	5.8	0.24	12900	24.0	54.2	1.30
OD4028-24HB10A	24	14 ~ 26	4.8	0.20	10750	19.0	51.3	0.90
OD4028-24MB10A	24	14 ~ 26	3.8	0.16	8500	12.0	37.1	0.30
OD4028-24LB10A	24	14 ~ 26	2.9	0.12	6485	9.0	29.4	0.17
OD4028-48H3B10A	48	34 ~ 52	9.6	0.20	14500	25.0	58.3	1.60
OD4028-48HHB10A	48	34 ~ 52	7.2	0.15	12900	24.0	54.2	1.30
OD4028-48HB10A	48	34 ~ 52	4.8	0.10	10750	19.0	51.3	0.90
OD4028-48MB10A	48	34 ~ 52	3.8	0.08	8500	12.0	37.1	0.30
OD4028-48LB10A	48	34 ~ 52	2.4	0.05	6485	9.0	29.4	0.17

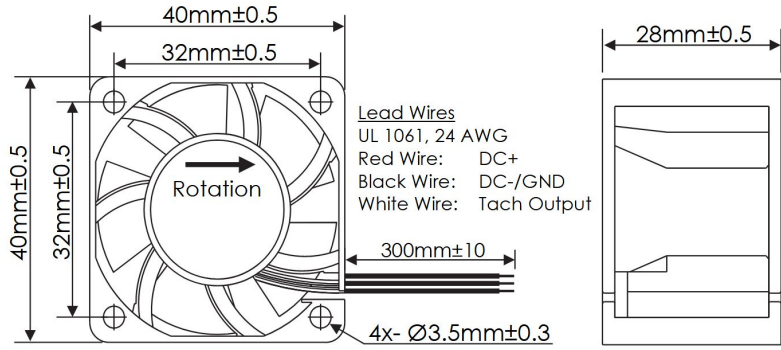


- PWM Max High Voltage: 5V
- PWM Max Sink Current: 5mA
- PWM Frequency Range: 1KHz-100KHz
- PWM Typical Frequency: 25KHz
- RPM at 0% Duty Cycle: 0 RPM
- RPM will be full speed if PWM input is disconnected.
- Tach Max Pullup Voltage: Fan Vcc
- Tach Max Sink Current: 5mA
- Tach Cycles per Rotation: 2

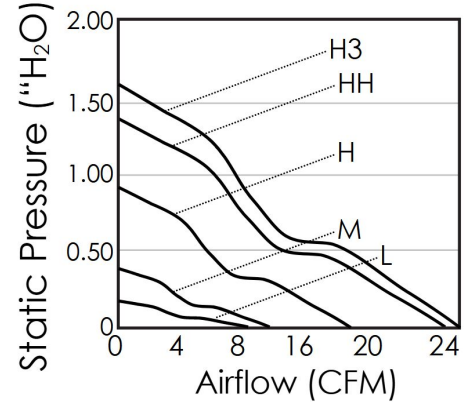
OD4028 Series with Tach



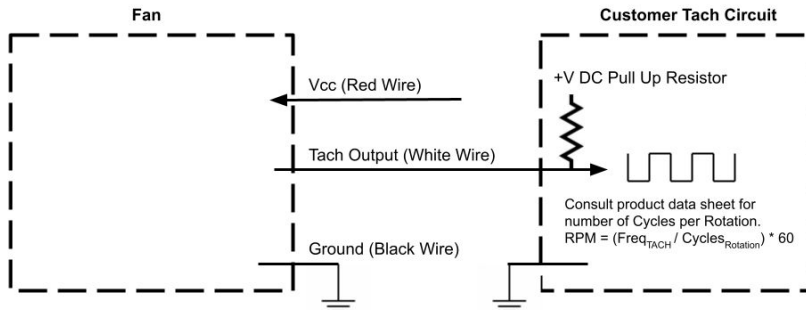
DC Fans - 12, 24, 48V
40mm x 28mm (1.58" x 1.10")



Frame & Impeller	PBT, UL94 V-0 Plastic	Operating Temperature -20°C ~ +65°C Storage Temperature -20°C ~ +75°C Life Expectancy 70,000 Hours (L10 at 40°C) Installed Options Open Collector Tach Output Available Options 5V TTL Tach Output Weight: 0.10 lbs.
Connection	3x Lead Wires, 24 AWG	
Motor	Brushless DC, Auto Cutoff, Auto Restart, Polarity Protected, Electronically Protected	
Bearing System	Ball Bearing	
Dielectric Strength	500VDC/min, <1mA	
Insulation Resistance	≥10MΩ @500V DC	



Part Number	Rated Voltage (Volts DC)	Voltage Range (Volts DC)	Input Power (Watts)(Max)	Rated Current (Amps)(Max)	Rated Speed (RPM)	Max Airflow (CFM)	Noise Level (dBA)	Max Static Pressure ("H ₂ O)
OD4028-12H3B01A	12	8 ~ 13.8	9.0	0.75	14500	25.0	58.3	1.60
OD4028-12HHB01A	12	8 ~ 13.8	7.8	0.65	12900	24.0	54.2	1.30
OD4028-12HB01A	12	8 ~ 13.8	6.0	0.50	10750	19.0	51.3	0.90
OD4028-12MB01A	12	8 ~ 13.8	5.4	0.45	8500	12.0	37.1	0.30
OD4028-12LB01A	12	8 ~ 13.8	3.6	0.30	6485	9.0	29.4	0.17
OD4028-24H3B01A	24	14 ~ 26	9.4	0.39	14500	25.0	58.3	1.60
OD4028-24HHB01A	24	14 ~ 26	5.8	0.24	12900	24.0	54.2	1.30
OD4028-24HB01A	24	14 ~ 26	4.8	0.20	10750	19.0	51.3	0.90
OD4028-24MB01A	24	14 ~ 26	3.8	0.16	8500	12.0	37.1	0.30
OD4028-24LB01A	24	14 ~ 26	2.9	0.12	6485	9.0	29.4	0.17
OD4028-48H3B01A	48	34 ~ 52	9.6	0.20	14500	25.0	58.3	1.60
OD4028-48HHB01A	48	34 ~ 52	7.2	0.15	12900	24.0	54.2	1.30
OD4028-48HB01A	48	34 ~ 52	4.8	0.10	10750	19.0	51.3	0.90
OD4028-48MB01A	48	34 ~ 52	3.8	0.08	8500	12.0	37.1	0.30
OD4028-48LB01A	48	34 ~ 52	2.4	0.05	6485	9.0	29.4	0.17



Tach Max Pullup Voltage: Fan Vcc
 Tach Max Sink Current: 5mA
 Tach Cycles per Rotation: 2