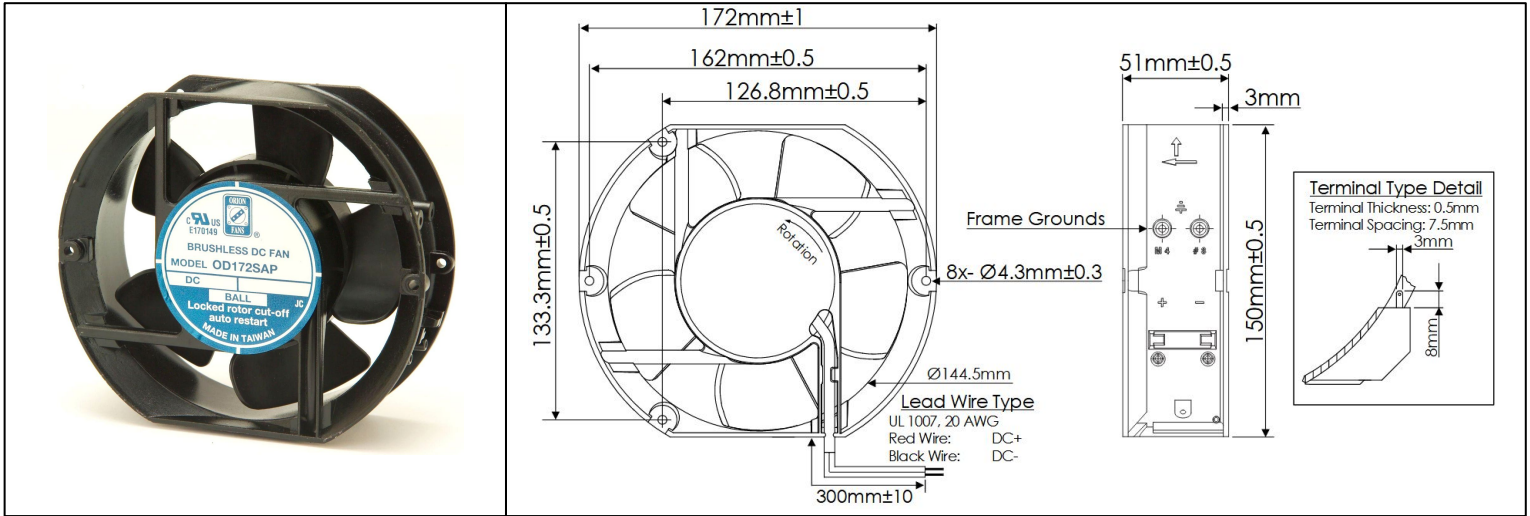


# OD172SAP Series



DC Fans - 12, 24, 48V  
172mm x 152mm x 51mm  
(6.7" x 5.9" x 2.0")



<b>Frame</b>	Die Cast Aluminum, Black Finish	<b>Operating Temperature</b> -25°C ~ +65°C  <b>Storage Temperature</b> -20°C ~ +75°C  <b>Life Expectancy</b> 70,000 Hours (L10 at 40°C)  <b>Available Options</b> Tachometer Output PWM Speed Control Input Thermal Speed Control 0-10V Speed Control Alarm Output IP Ratings  Weight: 1.8 lbs.	
<b>Impeller</b>	PBT, UL94 V-0 Plastic		
<b>Connection</b>	2x Lead Wires, 20 AWG		
<b>Motor</b>	Brushless DC, Auto Cutoff, Auto Restart, Polarity Protected, Electronically Protected		
<b>Bearing System</b>	Ball Bearings		
<b>Dielectric Strength</b>	500VDC/min, <1mA		
<b>Insulation Resistance</b>	≥10MΩ @ 500V DC		

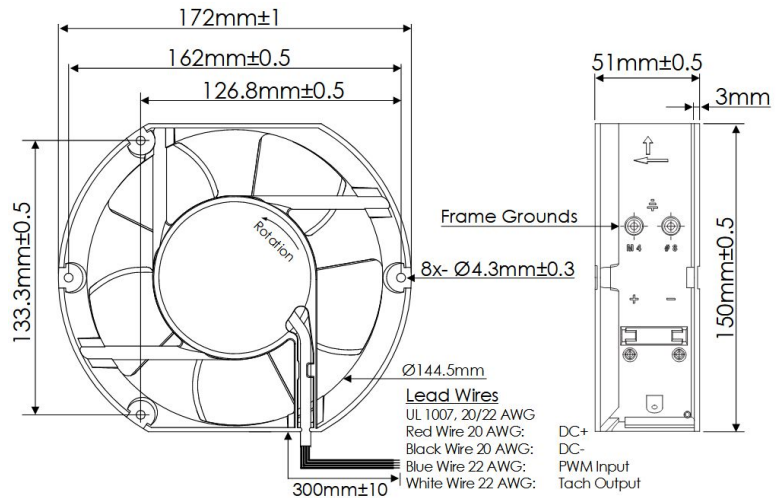
Part Number	Rated Voltage (Volts DC)	Voltage Range (Volts DC)	Input Power (Watts)	Rated Current (Amps)	Rated Speed (RPM)	Max Airflow (CFM)	Noise Level (dBA)	Max Static Pressure (\"H <sub>2</sub> O)
OD172SAP-12HH*	12	10 ~ 13.2	50.4	4.20	3800	290	56	0.95
OD172SAP-12H*	12	10 ~ 13.2	23.0	1.90	3200	230	52	0.77
OD172SAP-12M*	12	10 ~ 13.2	13.2	1.10	2500	180	42	0.51
OD172SAP-12L*	12	10 ~ 13.2	5.5	0.45	1600	125	32	0.35
OD172SAP-24HH*	24	22 ~ 26.4	50.4	2.10	3850	300	56	0.95
OD172SAP-24H*	24	22 ~ 26.4	24.0	0.97	3200	235	52	0.77
OD172SAP-24M*	24	22 ~ 26.4	13.0	0.52	2500	180	42	0.51
OD172SAP-24L*	24	22 ~ 26.4	5.0	0.20	1600	125	32	0.35
OD172SAP-48HH*	48	40 ~ 52.0	49.4	1.03	3850	300	56	0.95
OD172SAP-48H*	48	40 ~ 52.0	24.0	0.48	3200	235	52	0.77
OD172SAP-48M*	48	40 ~ 52.0	14.5	0.30	2500	180	42	0.51
OD172SAP-48L*	48	40 ~ 52.0	5.8	0.12	1600	125	32	0.35

\* Indicate "TB" for Terminal connection, or "B" for Wire Leads.

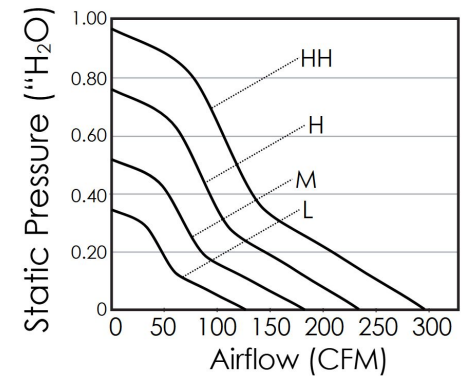
# OD172SAP Series with PWM and Tach



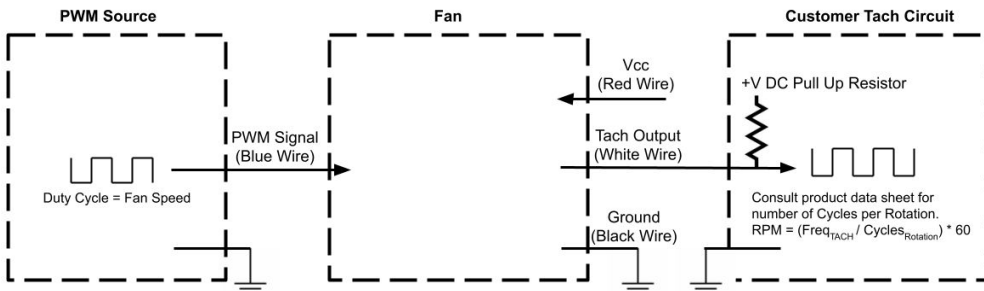
DC Fans - 12, 24, 48V  
172mm x 152mm x 51mm  
(6.7" x 5.9" x 2.0")



Frame	Die Cast Aluminum, Black Finish	<b>Operating Temperature</b> -25°C ~ +65°C  <b>Storage Temperature</b> -20°C ~ +75°C  <b>Life Expectancy</b> 70,000 Hours (L10 at 40°C)  <b>Installed Options</b> PWM Speed Control Input Open Collector Tach Output  Weight: 1.8 lbs.
Impeller	PBT, UL94 V-0 Plastic	
Connection	4x Lead Wires, 20/22 AWG	
Motor	Brushless DC, Auto Cutoff, Auto Restart, Polarity Protected, Electronically Protected	
Bearing System	Ball Bearings	
Dielectric Strength	500VDC/min, <1mA	
Insulation Resistance	≥10MΩ @ 500V DC	



Part Number	Rated Voltage (Volts DC)	Voltage Range (Volts DC)	Input Power (Watts)	Rated Current (Amps)	Rated Speed (RPM)	Max Airflow (CFM)	Noise Level (dBA)	Max Static Pressure ("H <sub>2</sub> O)
OD172SAP-12HHB10A	12	10 ~ 13.2	50.4	4.20	3800	290	56	0.95
OD172SAP-12HB10A	12	10 ~ 13.2	23.0	1.90	3200	230	52	0.77
OD172SAP-12MB10A	12	10 ~ 13.2	13.2	1.10	2500	180	42	0.51
OD172SAP-12LB10A	12	10 ~ 13.2	5.5	0.45	1600	125	32	0.35
OD172SAP-24HHB10A	24	22 ~ 26.4	50.4	2.10	3850	300	56	0.95
OD172SAP-24HB10A	24	22 ~ 26.4	24.0	0.97	3200	235	52	0.77
OD172SAP-24MB10A	24	22 ~ 26.4	13.0	0.52	2500	180	42	0.51
OD172SAP-24LB10A	24	22 ~ 26.4	5.0	0.20	1600	125	32	0.35
OD172SAP-48HHB10A	48	40 ~ 52.0	49.4	1.03	3850	300	56	0.95
OD172SAP-48HB10A	48	40 ~ 52.0	24.0	0.48	3200	235	52	0.77
OD172SAP-48MB10A	48	40 ~ 52.0	14.5	0.30	2500	180	42	0.51
OD172SAP-48LB10A	48	40 ~ 52.0	5.8	0.12	1600	125	32	0.35

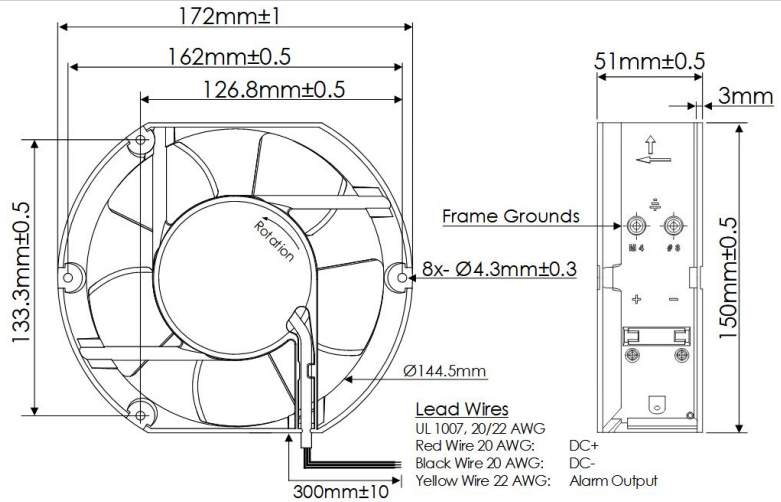


PWM Max High Voltage: 5.5V  
 PWM Max Sink Current: 5mA  
 PWM Frequency Range: 1KHz-100KHz  
 PWM Typical Frequency: 25KHz  
 RPM at 0% Duty Cycle: 0 RPM  
 RPM will be full speed if PWM input is disconnected.  
 RPM will be 0 if PWM input is 0V or grounded.  
 Tach Max Pullup Voltage: Fan Vcc  
 Tach Max Sink Current: 5mA  
 Tach Cycles per Rotation: 2

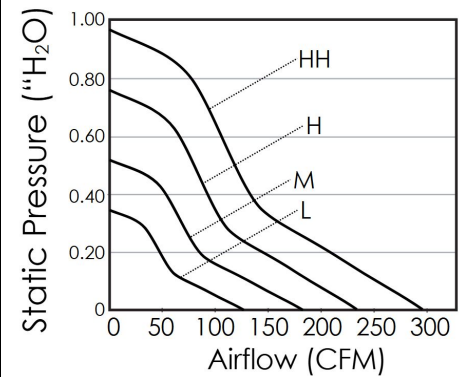
# OD172SAP Series with Alarm



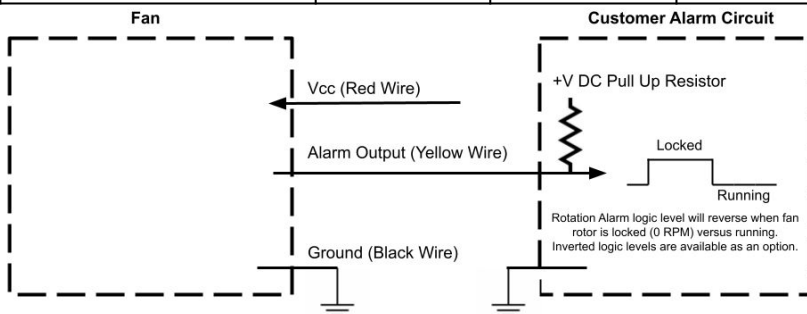
DC Fans - 12, 24, 48V  
172mm x 152mm x 51mm  
(6.7" x 5.9" x 2.0")



Frame	Die Cast Aluminum, Black Finish	<b>Operating Temperature</b> -25°C ~ +65°C  <b>Storage Temperature</b> -20°C ~ +75°C  <b>Life Expectancy</b> 70,000 Hours (L10 at 40°C)  <b>Installed Options</b> Open Collector Alarm Output  Weight: 1.8 lbs.
Impeller	PBT, UL94 V-0 Plastic	
Connection	3x Lead Wires, 20/22 AWG	
Motor	Brushless DC, Auto Cutoff, Auto Restart, Polarity Protected, Electronically Protected	
Bearing System	Ball Bearings	
Dielectric Strength	500VDC/min, <1mA	
Insulation Resistance	≥10MΩ @ 500V DC	



Part Number	Rated Voltage (Volts DC)	Voltage Range (Volts DC)	Input Power (Watts)	Rated Current (Amps)	Rated Speed (RPM)	Max Airflow (CFM)	Noise Level (dBA)	Max Static Pressure ("H <sub>2</sub> O)
OD172SAP-12HHB02A	12	10 ~ 13.2	50.4	4.20	3800	290	56	0.95
OD172SAP-12HB02A	12	10 ~ 13.2	23.0	1.90	3200	230	52	0.77
OD172SAP-12MB02A	12	10 ~ 13.2	13.2	1.10	2500	180	42	0.51
OD172SAP-12LB02A	12	10 ~ 13.2	5.5	0.45	1600	125	32	0.35
OD172SAP-24HHB02A	24	22 ~ 26.4	50.4	2.10	3850	300	56	0.95
OD172SAP-24HB02A	24	22 ~ 26.4	24.0	0.97	3200	235	52	0.77
OD172SAP-24MB02A	24	22 ~ 26.4	13.0	0.52	2500	180	42	0.51
OD172SAP-24LB02A	24	22 ~ 26.4	5.0	0.20	1600	125	32	0.35
OD172SAP-48HHB02A	48	40 ~ 52.0	49.4	1.03	3850	300	56	0.95
OD172SAP-48HB02A	48	40 ~ 52.0	24.0	0.48	3200	235	52	0.77
OD172SAP-48MB02A	48	40 ~ 52.0	14.5	0.30	2500	180	42	0.51
OD172SAP-48LB02A	48	40 ~ 52.0	5.8	0.12	1600	125	32	0.35



Alarm Max Pullup Voltage: Fan Vcc  
 Alarm Max Sink Current: 5mA  
 Alarm Active Logic State: HIGH