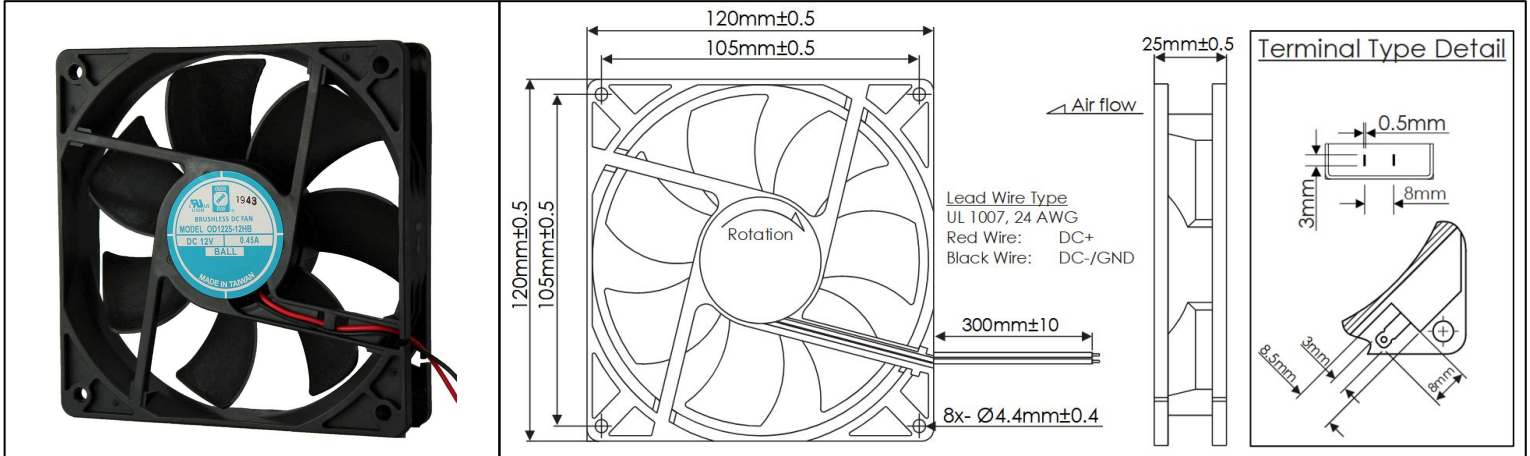


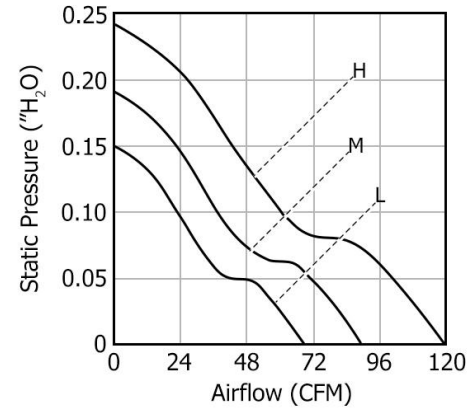
# OD1225 Series



DC Fans - 12, 24, 48V  
120mm x 25mm (4.7" x 1.0")



<b>Frame</b>	PBT, UL94 V-0 Plastic	<b>Operating Temperature</b> -20°C ~ +65°C <b>Storage Temperature</b> -25°C ~ +75°C <b>Life Expectancy</b> 60,000 Hours (L10 at 35°C) <b>Available Options</b> PWM Speed Control Input Tachometer Output Alarm Output IP Ratings Terminal Power Connection Sealed Sleeve Bearings 5 Volt Weight: 0.34 lbs.
<b>Impeller</b>	PBT, UL94 V-0 Plastic	
<b>Connection</b>	2x Lead Wires, 24 AWG, or Terminals	
<b>Motor</b>	Brushless DC, Auto Cutoff, Auto Restart, Polarity Protected, Electronically Protected	
<b>Bearing System</b>	Ball Bearings	
<b>Dielectric Strength</b>	500VDC/min, <1mA	
<b>Insulation Resistance</b>	≥10MΩ @ 500 VDC	



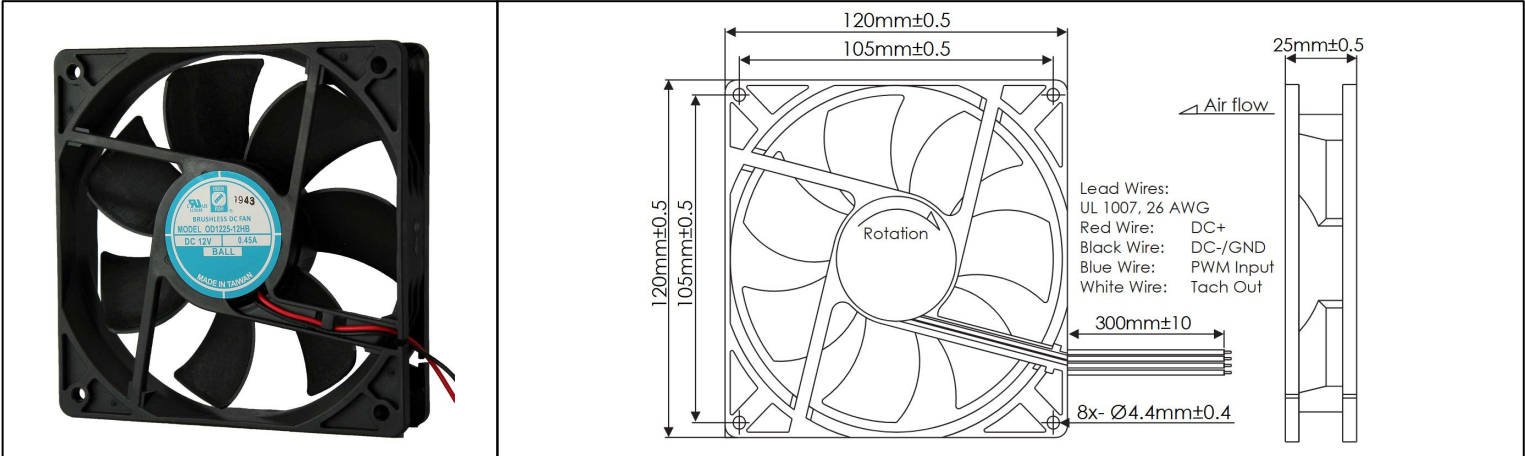
Part Number	Rated Voltage (Volts DC)	Voltage Range (Volts DC)	Input Power (Watts)(Max)	Rated Current (Amps)(Max)	Rated Speed (RPM)	Max Airflow (CFM)	Noise Level (dBA)	Max Static Pressure ("H <sub>2</sub> O)
OD1225-12H*B	12	8 ~ 13.8	5.4 (7.6)	0.45 (0.63)	3100	120	42	0.24
OD1225-12M*B	12	8 ~ 13.8	4.2 (5.8)	0.35 (0.48)	2500	90	35	0.19
OD1225-12L*B	12	8 ~ 13.8	2.4 (3.2)	0.20 (0.27)	1900	70	25	0.15
OD1225-24H*B	24	15 ~ 26	5.5 (7.7)	0.23 (0.32)	3100	120	42	0.24
OD1225-24M*B	24	15 ~ 26	4.1 (5.5)	0.17 (0.23)	2500	90	35	0.19
OD1225-24L*B	24	15 ~ 26	2.4 (3.4)	0.10 (0.14)	1900	70	25	0.15
OD1225-48H*B	48	28 ~ 52	4.3 (8.6)	0.09 (0.18)	3100	120	42	0.24
OD1225-48M*B	48	28 ~ 52	3.4 (4.3)	0.07 (0.09)	2500	90	35	0.19
OD1225-48L*B	48	28 ~ 52	2.9 (3.8)	0.06 (0.08)	1900	70	25	0.15

\* Insert "T" for Terminal type power connection, or leave blank for Wire Lead type power connection.

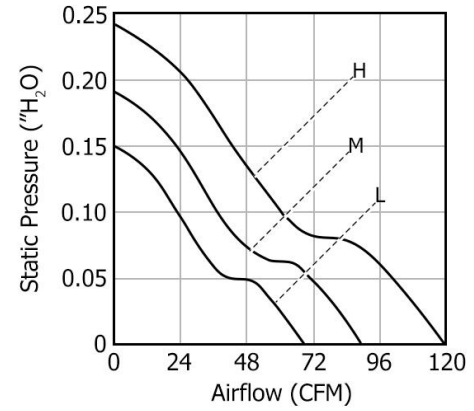
# OD1225 Series with PWM and Tach



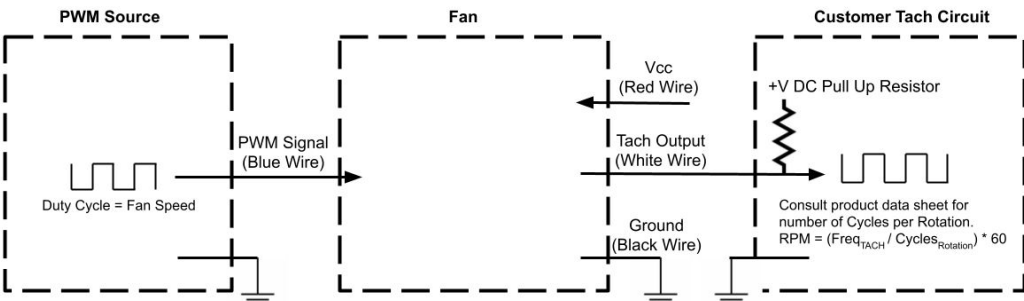
DC Fans - 12, 24, 48V  
120mm x 25mm (4.7" x 1.0")



<b>Frame</b>	PBT, UL94 V-0 Plastic	<b>Operating Temperature</b> -20°C ~ +65°C
<b>Impeller</b>	PBT, UL94 V-0 Plastic	
<b>Connection</b>	4x Lead Wires, 26 AWG	<b>Storage Temperature</b> -25°C ~ +75°C
<b>Motor</b>	Brushless DC, Auto Cutoff, Auto Restart, Polarity Protected, Electronically Protected	
<b>Bearing System</b>	Ball Bearings	<b>Life Expectancy</b> 60,000 Hours (L10 at 35°C)
<b>Dielectric Strength</b>	500VDC/min, <1mA	
<b>Insulation Resistance</b>	≥10MΩ @ 500 VDC	<b>Installed Options</b> PWM Speed Control Input Open Collector Tach Output
		<b>Available Options</b> 5V TTL Tach Output
		<b>Weight:</b> 0.34 lbs.



Part Number	Rated Voltage (Volts DC)	Voltage Range (Volts DC)	Input Power (Watts)(Max)	Rated Current (Amps)(Max)	Rated Speed (RPM)	Max Airflow (CFM)	Noise Level (dBA)	Max Static Pressure ("H <sub>2</sub> O)
OD1225-12HB10A	12	8 ~ 13.8	5.4 (7.6)	0.45 (0.63)	3100	120	42	0.24
OD1225-12MB10A	12	8 ~ 13.8	4.2 (5.8)	0.35 (0.48)	2500	90	35	0.19
OD1225-12LB10A	12	8 ~ 13.8	2.4 (3.2)	0.20 (0.27)	1900	70	25	0.15
OD1225-24HB10A	24	15 ~ 26	5.5 (7.7)	0.23 (0.32)	3100	120	42	0.24
OD1225-24MB10A	24	15 ~ 26	4.1 (5.5)	0.17 (0.23)	2500	90	35	0.19
OD1225-24LB10A	24	15 ~ 26	2.4 (3.4)	0.10 (0.14)	1900	70	25	0.15
OD1225-48HB10A	48	28 ~ 52	4.3 (8.6)	0.09 (0.18)	3100	120	42	0.24
OD1225-48MB10A	48	28 ~ 52	3.4 (4.3)	0.07 (0.09)	2500	90	35	0.19
OD1225-48LB10A	48	28 ~ 52	2.9 (3.8)	0.06 (0.08)	1900	70	25	0.15

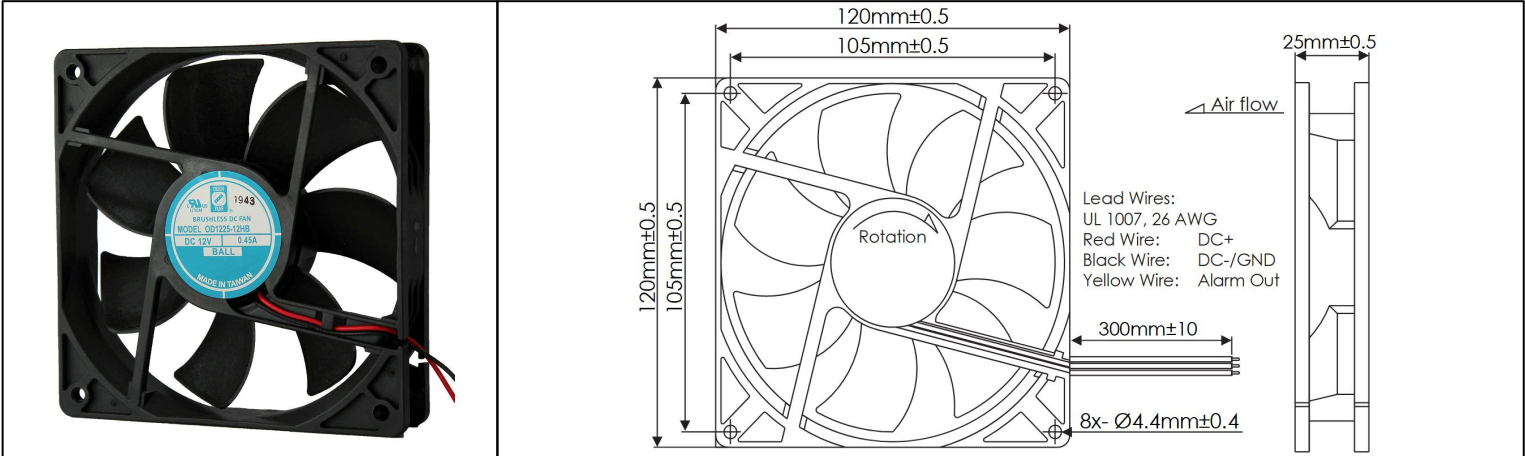


- Tach Max Pullup Voltage: Fan Vcc
- Tach Max Sink Current: 5mA
- Tach Cycles per Rotation: 2
- PWM Max High Voltage: 5V
- PWM Max Sink Current: 5mA
- PWM Frequency Range: 1KHz-100KHz
- PWM Typical Frequency: 25KHz
- RPM at 0% Duty Cycle: 0 RPM
- RPM will be full speed if PWM input is disconnected.
- RPM will be 0 RPM if PWM input is grounded.

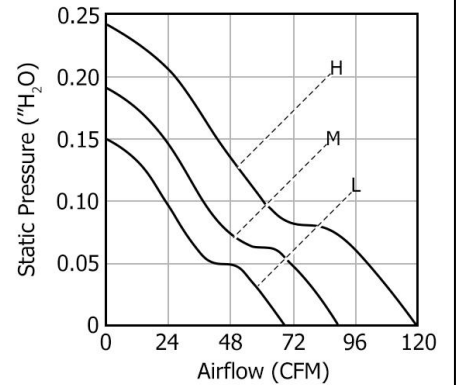
# OD1225 Series with Alarm



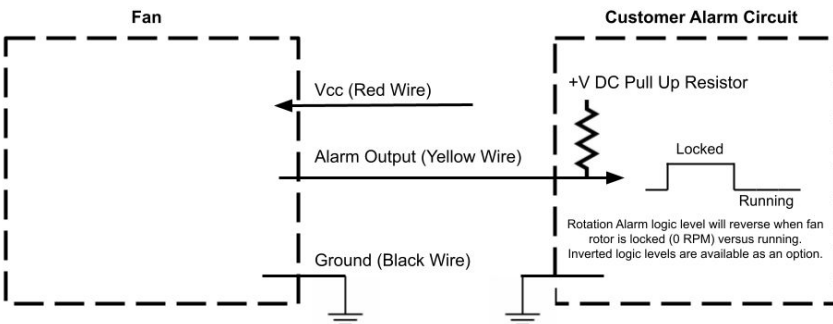
DC Fans - 12, 24, 48V  
120mm x 25mm (4.7" x 1.0")



<b>Frame</b>	PBT, UL94 V-0 Plastic	<b>Operating Temperature</b> -20°C ~ +65°C
<b>Impeller</b>	PBT, UL94 V-0 Plastic	
<b>Connection</b>	3x Lead Wires, 26 AWG	<b>Storage Temperature</b> -25°C ~ +75°C
<b>Motor</b>	Brushless DC, Auto Cutoff, Auto Restart, Polarity Protected, Electronically Protected	
<b>Bearing System</b>	Ball Bearings	<b>Life Expectancy</b> 60,000 Hours (L10 at 35°C)
<b>Dielectric Strength</b>	500VDC/min, <1mA	
<b>Insulation Resistance</b>	≥10MΩ @ 500 VDC	<b>Installed Options</b> Open Collector Alarm Output
		<b>Available Options</b> Inverted Alarm Logic 5V TTL Alarm Output
		<b>Weight:</b> 0.34 lbs.



Part Number	Rated Voltage (Volts DC)	Voltage Range (Volts DC)	Input Power (Watts)(Max)	Rated Current (Amps)(Max)	Rated Speed (RPM)	Max Airflow (CFM)	Noise Level (dBA)	Max Static Pressure ("H <sub>2</sub> O)
OD1225-12HB02A	12	8 ~ 13.8	5.4 (7.6)	0.45 (0.63)	3100	120	42	0.24
OD1225-12MB02A	12	8 ~ 13.8	4.2 (5.8)	0.35 (0.48)	2500	90	35	0.19
OD1225-12LB02A	12	8 ~ 13.8	2.4 (3.2)	0.20 (0.27)	1900	70	25	0.15
OD1225-24HB02A	24	15 ~ 26	5.5 (7.7)	0.23 (0.32)	3100	120	42	0.24
OD1225-24MB02A	24	15 ~ 26	4.1 (5.5)	0.17 (0.23)	2500	90	35	0.19
OD1225-24LB02A	24	15 ~ 26	2.4 (3.4)	0.10 (0.14)	1900	70	25	0.15
OD1225-48HB02A	48	28 ~ 52	4.3 (8.6)	0.09 (0.18)	3100	120	42	0.24
OD1225-48MB02A	48	28 ~ 52	3.4 (4.3)	0.07 (0.09)	2500	90	35	0.19
OD1225-48LB02A	48	28 ~ 52	2.9 (3.8)	0.06 (0.08)	1900	70	25	0.15

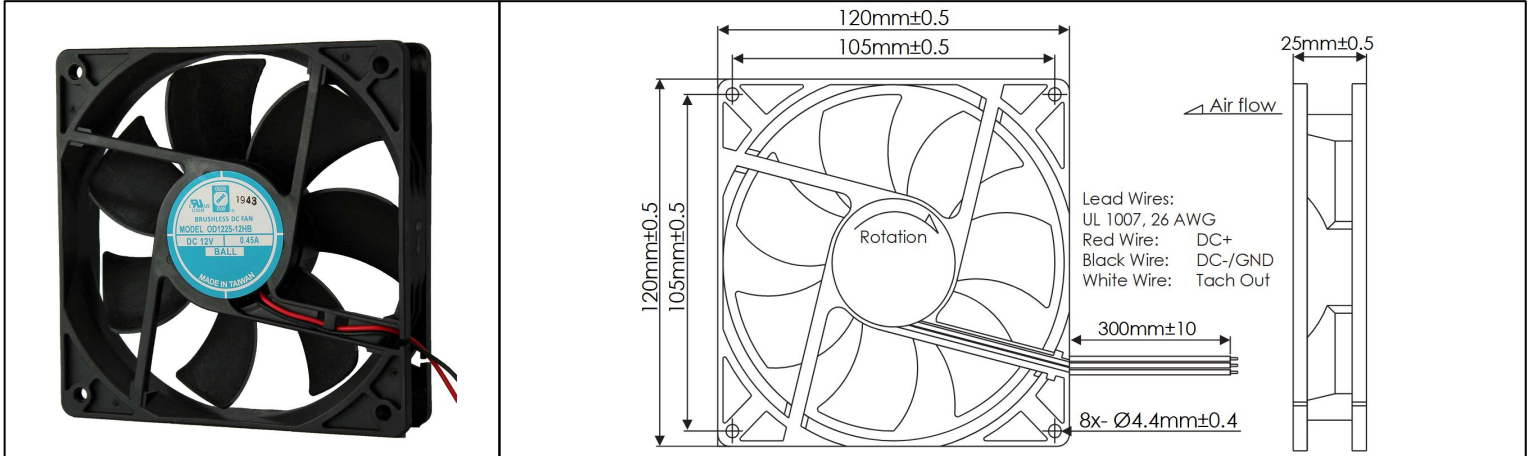


Alarm Max Pullup Voltage: Fan Vcc  
Alarm Max Sink Current: 5mA  
Alarm Active State: HIGH

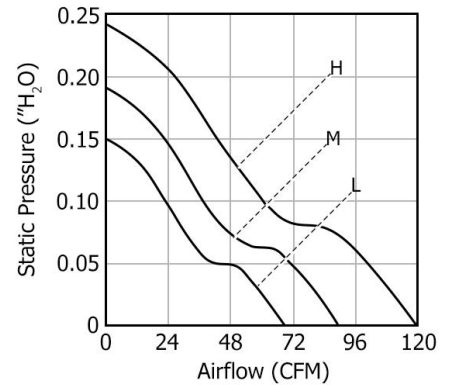
# OD1225 Series with Tachometer



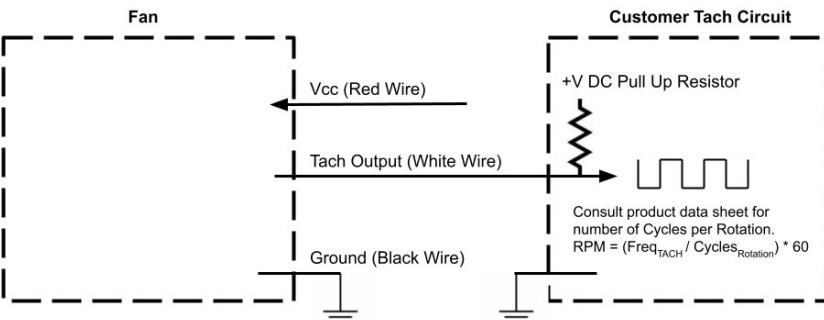
DC Fans - 12, 24, 48V  
120mm x 25mm (4.7" x 1.0")



<b>Frame</b>	PBT, UL94 V-0 Plastic	<b>Operating Temperature</b> -20°C ~ +65°C  <b>Storage Temperature</b> -25°C ~ +75°C  <b>Life Expectancy</b> 60,000 Hours (L10 at 35°C)  <b>Installed Options</b> Open Collector Tach Output  <b>Available Options</b> 5V TTL Tach Output  <b>Weight:</b> 0.34 lbs.
<b>Impeller</b>	PBT, UL94 V-0 Plastic	
<b>Connection</b>	3x Lead Wires, 26 AWG	
<b>Motor</b>	Brushless DC, Auto Cutoff, Auto Restart, Polarity Protected, Electronically Protected	
<b>Bearing System</b>	Ball Bearings	
<b>Dielectric Strength</b>	500VDC/min, <1mA	
<b>Insulation Resistance</b>	≥10MΩ @ 500 VDC	



Part Number	Rated Voltage (Volts DC)	Voltage Range (Volts DC)	Input Power (Watts)(Max)	Rated Current (Amps)(Max)	Rated Speed (RPM)	Max Airflow (CFM)	Noise Level (dBA)	Max Static Pressure (H <sub>2</sub> O)
OD1225-12HB01A	12	8 ~ 13.8	5.4 (7.6)	0.45 (0.63)	3100	120	42	0.24
OD1225-12MB01A	12	8 ~ 13.8	4.2 (5.8)	0.35 (0.48)	2500	90	35	0.19
OD1225-12LB01A	12	8 ~ 13.8	2.4 (3.2)	0.20 (0.27)	1900	70	25	0.15
OD1225-24HB01A	24	15 ~ 26	5.5 (7.7)	0.23 (0.32)	3100	120	42	0.24
OD1225-24MB01A	24	15 ~ 26	4.1 (5.5)	0.17 (0.23)	2500	90	35	0.19
OD1225-24LB01A	24	15 ~ 26	2.4 (3.4)	0.10 (0.14)	1900	70	25	0.15
OD1225-48HB01A	48	28 ~ 52	4.3 (8.6)	0.09 (0.18)	3100	120	42	0.24
OD1225-48MB01A	48	28 ~ 52	3.4 (4.3)	0.07 (0.09)	2500	90	35	0.19
OD1225-48LB01A	48	28 ~ 52	2.9 (3.8)	0.06 (0.08)	1900	70	25	0.15



Tach Max Pullup Voltage: Fan Vcc  
Tach Max Sink Current: 5mA  
Tach Cycles per Rotation: 2