
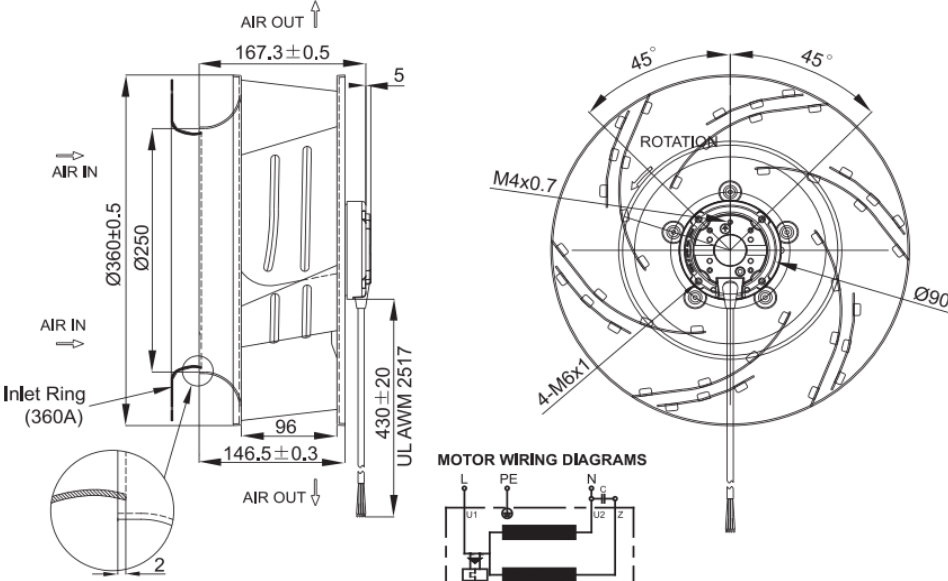


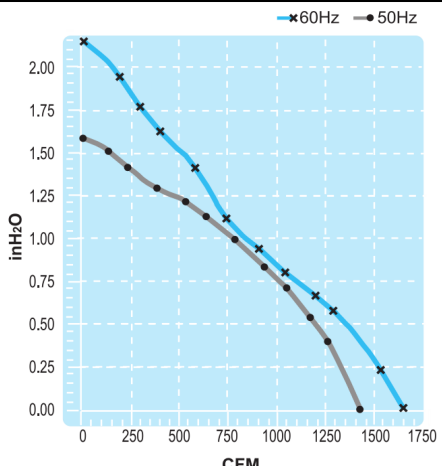
OAB360 Series



Motorized Impeller 360 x 167mm (14.2" x 6.57")

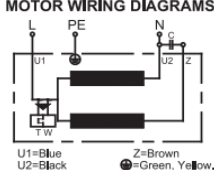






Accessories
Duct ring DR360A

MOTOR WIRING DIAGRAMS



Part Number	OAB360-11-1	OAB360-22-1
Nominal Voltage	115VAC	230VAC
Voltage Range	100 ~ 125VAC	200 ~ 240VAC
Nominal Current	2.30A	1.20A
Locked Current	4.00A	2.00A
Rated Power	270W	265W
Rated Speed (RPM)	1600	1600
Airflow (CFM)	1645	1645
Noise Level (dB)	70	70
Max. Static Pressure	2.2" H ₂ O	2.2" H ₂ O
Bearing System	Sealed Dual Ball m2	Sealed Dual Ball

Frame	Diecast Aluminum
Impeller	Metal
Connection	4x Lead wires
Motor	AC, Capacitor Run, thermally protected. CAPACITOR INCLUDED IP55 rated
Bearing System	Dual ball bearing
Insulation Resistance	>100M ohm between leadwire and frame (500VDC) Class F
Dielectric Strength	1500VAC for 1 minute
Temperature Range	-40C ~ +80C
Life (L10)	40,000 hrs (L10, 40C)