
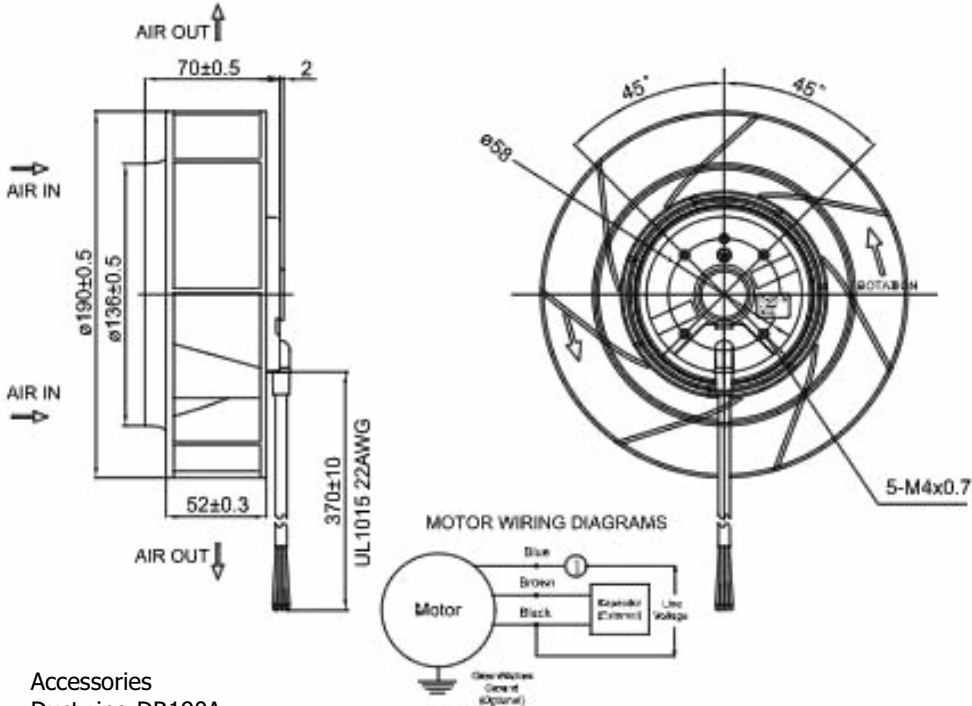


OAB190 Series



Motorized Impeller
190 x 70mm (7.5" x 2.8")





MOTOR WIRING DIAGRAMS

Motor

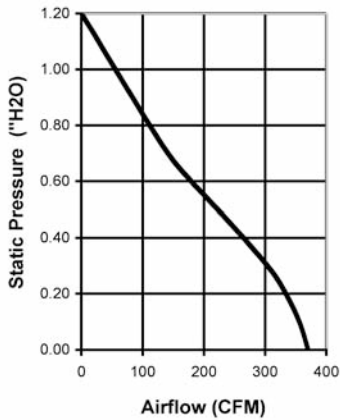
Blue
Brown
Black

Capacitor
External

Line Voltage

Grounding
(Ground Optional)

Accessories
Duct ring DR190A



Part Number	OAB190-11-1	OAB190-22-1	Frame	Diecast Aluminum
Nominal Voltage	120VAC	230VAC	Impeller	UL94V-O Thermoplastic
Voltage Range	100 ~ 125VAC	200 ~ 240VAC	Connection	2x Lead wires
Nominal Current	0.54A	0.30A	Motor	AC, Shaded Pole, thermally protected. CAPACITOR INCLUDED IP55 rated
Locked Current	0.91A	0.45A		
Rated Power	65W	72W	Bearing System	Dual ball bearing
Rated Speed (RPM)	2700	2700	Insulation Resistance	>100M ohm between leadwire and frame (500VDC)
Airflow (CFM)	370	370		
Noise Level (dB)	63	63	Dielectric Strength	1500VAC for 1 minute
Max. Static Pressure	1.2" H ₂ O	1.2" H ₂ O	Temperature Range	-40C ~ +60C
Bearing System	Sealed Dual Ball	Sealed Dual Ball	Life (L10)	40,000 hrs (L10, 40C)